



SS304 316 Stainless Steel Pipe Fittings Stub End Collar With EN1092-

1

Our Product Introduction

for more products please visit us on piping-industry.com


Basic Information

- Place of Origin: China
- Brand Name: DEYE
- Certification: ISO9001: 2015
- Model Number: PF-SE-S-05
- Minimum Order Quantity: 10pcs
- Price: USD 2-100 dollars for SS36L Reducers
- Packaging Details: Ply-Wooden Cases, Pallets , cartons
- Delivery Time: 10 work days
- Supply Ability: 25 tons for one month



Product Specification

- Material: SS316/SS316L, SS304/SS304L, SS321, UNS31803, UNS32750
- Connection: Butt Welded BW
- Thickness: Sch5s, Sch10s, Sch40s, Sch80s, Sch160s, Xs, Xxs
- Surface: Pickling, Polish
- Highlight: Stainless Steel Pipe Fittings SS304, Stainless Steel Pipe Fittings SS316, EN1092-1 stub end collar



More Images



Product Description

SS304 316 Stainless steel pipe fittings stub ends collar with EN1092-1

EN1092-1 TYPE 35 STUB ENDS COLLAR

Lap joint stub end is a fitting that is used replace welded flanges when the support of a rotating back up flange is required. And It can be supplied in standard and non-standard ANSI/DIN dimension that is used for connecting pipes of different diameter. Stub ends are usually manufactured in two ways, Type A and Type B. They are available in two standard length, long (ANSI) or short pattern (MSS). Schedule 5s and 10s stub end are usually offered in short lengths, and long lengths are available on special order. Schedule 40s stub end are supplied in either short or long lengths.

Products Information/Specification:

Products Name	Butt-Welding Stainless steel seamless and welded Pipe Fitting with standard ANSI B16.9/DIN/EN1092-1
Types	Stub Ends, Con. Reducers, Ecc. reducers, LR Elbows, SR Elbow, 180deg Returns, Bends, Reducing Elbow, Straight Tee, Equal Tee, Y Tee, caps,
Size	1/2"-72" DN15-DN1800
Wall Thickness	From low thickness to higher thickness SCH5S, SCH10s, SCH20S, SCH30, STD, SCH40S, SCH60, XS, SCH80S, SCH100, SCH120, SCH160S, XXS, DIN, SGP JIS thickness
Standard	ASTMA312, ASTM AWP40, ASME, A234WPB A420, ANSI B16.9/B16.28/B16.25 JIS B2311-1997/2312, JIS B2311/B2312, DIN 2605-1/2617/2615, GB 12459-99, EN Standard etc.
Material	Stainless Steel 304, 304L, 304H, 316, 316L, 316H, 310, SS321, SS321H, 347, 347H, 904L
	Duplex SS 2507, DSS2205, UNS31803 UNS32750
	1.4301, 1.4306, 1.4401, 1.4435, 1.4406, 1.4404, 1.4462, 1.4410, 1.4501
	Carbon Steel A234 WPB, WP5, WP9, WP11, WP22, A420WPL6, A420WPL8 ST37.0, ST35.8, ST37.2, ST35.4/8, ST42, ST45, ST52, ST52.4
	STP G38, STP G42, STPT42, STB42, STS42, STPT49, STS49
Surface	Sandblast, acid pickling, Polished

Features /Characteristics

Stub Ends: Lap joint stub end is a fitting that is used replace welded flanges when the support of a rotating back up flange is required. And It can be supplied in standard and non-standard ANSI dimension that is used for connecting pipes of different diameter. Stub end are offered in three different ways, type A, B and C.

Type A: The type A stub end is used for standard lap joint flange. The lap thickness on the stub end is greater than or equal to the nominal thickness of pipe wall. In addition, the outer corner radius of the type A can receive the lap joint flange. The inside corner is square. Lap usually has a machined serrated face.

Type B: The type B stub end is used for standard slip on flanges as lap flanges. The lap thickness on these short ends is greater than or equal to the nominal thickness of pipe wall. Also, the outer corner radius of type B is small enough to receive the slip on flange that can be used as a backup flange. The inner corner is square. Lap usually has a machined serrated face.

The type C stub end can be used for standard lap joint flange and slip-on flange. It is flared leaving a rounded edge at the inside diameter of the lap. If necessary, the radius can be made closed to a square. The lap thickness is 75% of the pipe wall. The type C is very short enough to accommodate any backup flange. The lap joint on type C is smooth, and it is not machine.

Technology/ Technical Data Sheets

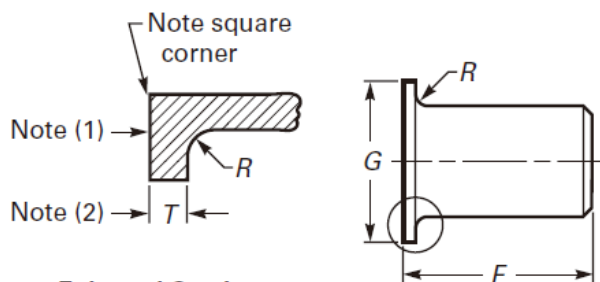
Thickness List for pipefittings ANSI B16.9

Unit: mm

Pipe Size DN (in)	Outside Diameter	Nominal Wall Thickness													
		Sch5s	Sch10	Sch20	Sch30	Sch40s	STD	Sch40	Sch60	XS	Sch80	Sch100	Sch120	Sch140	Sch160 XXS
1/8	10.3	—	—	—	—	1.73	1.73	1.73	—	2.41	2.41	—	—	—	—
1/4	13.7	—	—	—	—	2.24	2.24	2.24	—	3.02	3.02	—	—	—	—
3/8	17.1	—	—	—	—	2.31	2.31	2.31	—	3.20	3.20	—	—	—	—
1/2	21.3	1.65	—	—	—	2.77	2.77	2.77	—	3.73	3.73	—	—	—	4.78 7.47
3/4	26.7	1.65	—	—	—	2.87	2.87	2.87	—	3.91	3.91	—	—	—	5.56 7.82
1	33.4	1.65	—	—	—	3.38	3.38	3.38	—	4.55	4.55	—	—	—	6.35 9.09

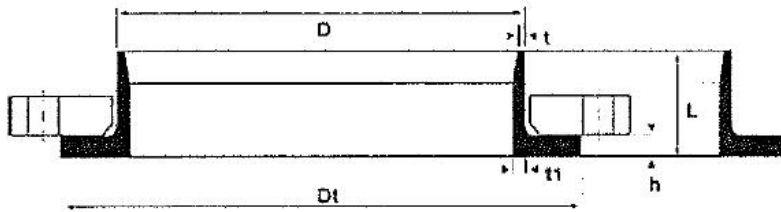
1 1/4	42.2	1.65	—	—	—	3.56	3.56	3.56	—	4.85	4.85	—	—	—	6.35	9.70
1 1/2	48.3	1.65	—	—	—	3.68	3.68	3.68	—	5.08	5.08	—	—	—	7.14	10.15
2	60.3	1.65	—	—	—	3.91	3.91	3.91	—	5.54	5.54	—	—	—	8.74	11.07
2 1/2	73.0	2.11	—	—	—	5.16	5.16	5.16	—	7.01	7.01	—	—	—	9.53	14.02
3	88.9	2.11	—	—	—	5.49	5.49	5.49	—	7.62	7.62	—	—	—	11.13	15.24
3 1/2	101.6	2.11	—	—	—	5.74	5.74	5.74	—	8.08	8.08	—	—	—	—	—
4	114.3	2.11	—	—	—	6.02	6.02	6.02	—	8.56	8.56	—	11.13	—	13.49	17.12
5	141.3	2.77	—	—	—	6.55	6.55	6.55	—	9.53	9.53	—	12.70	—	15.88	19.05
6	168.3	2.77	—	—	—	7.11	7.11	7.11	—	10.97	10.97	—	14.27	—	18.26	21.95
8	219.1	2.77	—	6.35	7.04	8.18	8.18	8.18	10.31	12.70	12.70	15.09	18.26	20.62	23.01	22.23
10	273.1	3.40	—	6.35	7.80	9.27	9.27	9.27	12.70	12.70	15.09	18.26	21.44	25.40	28.58	25.40
12	323.9	3.96	—	6.35	8.38	9.53	9.53	10.31	14.27	12.70	17.48	21.44	25.40	28.58	33.32	25.40
14	355.6	3.96	6.35	7.92	9.53	—	9.53	11.13	15.09	12.70	19.05	23.83	27.79	31.75	35.71	—
16	406.4	4.19	6.35	7.92	9.53	—	9.53	12.70	16.66	12.70	21.44	26.19	30.96	36.53	40.49	—
18	457.2	4.19	6.35	7.92	11.13	—	9.53	14.27	19.05	12.70	23.83	29.36	34.96	39.67	45.24	—
20	508.0	4.78	6.35	9.53	12.70	—	9.53	15.09	20.62	12.70	26.19	32.54	38.10	44.45	50.01	—
22	558.8	4.78	6.35	9.53	12.70	—	9.53	—	22.23	12.70	28.58	34.93	41.28	47.63	53.98	—
24	609.6	5.54	6.35	9.53	14.27	—	9.53	17.48	24.61	12.70	30.96	38.89	46.02	52.37	59.54	—
26	660.4	—	7.92	12.70	—	—	9.53	—	—	12.70	—	—	—	—	—	—
28	711.2	—	7.92	12.70	15.88	—	9.53	—	—	12.70	—	—	—	—	—	—
30	762.0	6.35	7.92	12.70	15.88	—	9.53	—	—	12.70	—	—	—	—	—	—
32	812.8	—	7.92	12.70	15.88	—	9.53	17.48	—	12.70	—	—	—	—	—	—
34	863.6	—	7.92	12.70	15.88	—	9.53	17.48	—	12.70	—	—	—	—	—	—
36	914.4	—	7.92	12.70	15.88	—	9.53	17.48	—	12.70	—	—	—	—	—	—
38	965.2	—	—	—	—	—	9.53	—	—	12.70	—	—	—	—	—	—
40	1016.0	—	—	—	—	—	9.53	—	—	12.70	—	—	—	—	—	—
42	1066.8	—	—	—	—	—	9.53	—	—	12.70	—	—	—	—	—	—
44	1117.6	—	—	—	—	—	9.53	—	—	12.70	—	—	—	—	—	—
46	1168.4	—	—	—	—	—	9.53	—	—	12.70	—	—	—	—	—	—
48	1219.2	—	—	—	—	—	9.53	—	—	12.70	—	—	—	—	—	—

Dimensions of Reducers



**Enlarged Section
of Lap**

Nominal Pipe Size (NPS)	Outside Diameter of Barrel		Long Pattern Length, F [Notes (3), (4)]	Short Pattern Length, F [Notes (3), (4)]	Radius of Fillet, R [Note (5)]	Diameter of Lap, G [Note (6)]
1/2"	22.8	20.5	76	51	3	35
3/4"	28.1	25.9	76	51	3	43
1	35.0	32.6	102	51	3	51
1-1/4"	43.6	41.4	102	51	5	64
1-1/2"	49.9	47.5	102	51	6	73
2	62.4	59.5	152	64	8	92
2-1/2"	75.3	72.2	152	64	8	105
3	91.3	88.1	152	64	10	127
3-1/2"	104.0	100.8	152	76	10	140
4	116.7	113.5	152	76	11	157
5	144.3	140.5	203	76	11	186
6	171.3	167.5	203	89	13	216
8	222.1	218.3	203	102	13	270
10	277.2	272.3	254	127	13	324
12	328.0	323.1	254	152	13	381
14	359.9	354.8	305	152	13	413
16	411.0	405.6	305	152	13	470
18	462.0	456.0	305	152	13	533
20	514.0	507.0	305	152	13	584
22	565.0	558.0	305	152	13	641
24	616.0	609.0	305	152	13	692



Stub ends Collar DIN EN1092-1

DN	D	Dt	L	h	t	t1
PN16 EN1092-1 TIPO35						
65	76.1	122	45	8	2.0	4.0
80	88.9	138	50	10	2.0	4.0
100	114.3	158	52	10	2.0	4.0
125	139.7	188	55	10	2.0	5.0
150	168.3	212	55	10	2.0	6.0
200	219.1	268	62	11	2.6	6.0
250	273	320	70	12	3.2	8.0
PN40 EN1092-1 TIPO35						
15	21.3	45	38	5	2.0	3.0
20	26.9	58	40	6	2.0	3.0
25	33.7	68	40	7	2.0	3.0
32	42.4	78	42	8	2.0	3.0
40	48.3	88	45	8	2.0	3.0
50	60.3	102	48	10	2.6	4.0
65	76.1	122	52	11	2.6	5.0
80	88.9	138	58	12	2.6	6.0
100	114.3	162	65	14	3.2	6.0

Stainless steel is the abbreviation for stainless and acid resistant steel. Steel that is resistant to weak corrosive media such as air, steam, water, or has rust resistance is called stainless steel; And the steel grade that is resistant to chemical corrosion media (such as acid, alkali, salt, etc.) corrosion is called acid resistant steel. For the Stainless Steel pipefittings, the most common used material is SS304/304L, SS316/316L, DUPLEX SAF2507, SAF2205

Production Process

1 Receiving Inspection	2 Cutting	3 Forming	4 Heat Treatment
5 Shot Blasting & Cleaning	6 Beveling	7 Cleaning	8 Package

Application/Usage

Low and middle pressure fluid pipeline, boiler, petroleum and natural gas industry, drilling, chemical industry, electric industry, shipbuilding, fertilizer equipment and pipeline, structure, petrochemical, pharmaceutical industry, etc.

FAQ/ Customer Question and Answers

Q: Customer asked for butt weld fittings in A105:

A: Most common carbon steel butt weld fitting material is A234WPB. It is equivalent to A105 flanges, however there is no such thing as an A105 or A106 butt weld fitting. A106 Gr.B is for pipe grade. The A234WPB fittings are made from A106GR.B pipes. A105 is a material from Bar forged to be High pressure Fittings or Flange

Q: Customer requests "Normalized" butt weld fittings:

A: This is also a misconception since flanges are available in A105 and A105 N, where N stands for normalized. However, there is no such thing as A234WPBN. Manufactures normalize their butt weld fittings was considered that normalized heat treating process was done, Especially for the elbows and Tees

Customer needing "normalized" butt weld fittings should request WPL6 fittings which are high yield and are normalized as a standard procedure.

Q: Customer forgets to mention pipe schedule:

A: Buttweld fittings are sold as per pipe size but pipe schedule must be specified to match the ID of the fitting to the ID of the pipe. If no schedule is mentioned, we will assume a standard wall is requested.

Q: Customer forgets to mention welded or seamless butt weld fitting:

A: Butt weld fittings are available in both welded and seamless configuration. A seamless butt weld carbon steel or stainless steel fitting is made of seamless pipe and is generally more expensive.

Seamless pipe fittings are NOT common in sizes bigger than 12". Welded pipe fittings are made of ERW welded carbon steel or stainless steel pipe. They are available in sizes ½" to 72" and are more affordable than seamless fittings.

Q: What does Short Radius (SR) or Long Radius (LR) means?

A: You will often hear SR45 elbow or LR45 elbow. The 45 or 90 refers to the angle of the bend for buttweld fitting to change the direction of flow.

A long radius elbow (LR 90 Elbow or LR 45 elbow) will have a pipe bend that will be 1.5 times the size of the pipe. So, a 6 inch LR 90 has bending radius that is 1.5 x nominal pipe size.

A short radius elbow (SR45 or SR90) has a pipe bend that is equal to the size of the fitting, so a 6" SR 45 has a bending radius that is 6" nominal pipe size.

Q: What is a 3R or 3D elbow pipe fitting?

A: First, the terms 3R or 3D are used synonymously. A 3R butt weld elbow has a bending radius that is 3 times the nominal pipe size. A 3R elbow is equal to 3D Elbows

Our Service

1. Technical support
2. Raw Material Quality control.
3. Inspection during the production time.
4. Final Test includes Surface, Dimension, PT Test, RT test, ultrasonic Test
5. Test Report each shipment
4. Flexible Delivery terms. EXW FOB CIF CFR DDP DDU
5. Flexible payment Ways: LC. TT. DP
6. Customized Package includes Logo. Cases Dimension.
7. 18 months quality Guarantee time.
9. Free replacement by air if any error founded
10. 24 hours to Feedback your questions



SHIJIAZHUANG DEYE PIPING INDUSTRY CO., LTD Pipefittings Department)



+8613292824811



sales@deyepiping.com



pipings-industry.com

No. 368 Youyi St. Shijiazhuang, Hebei, China